

**Version: EC Comments October 2007**

<b>A. Statement of Technical Rationale and Justification</b>	<b>2</b>	
1. Introduction	2	
2. Background on Off-cycle Emissions	2	
3. Procedural Background and Development of GTR	3	
4. Technical and Economic Feasibility	4	Supprimé : 3
5. Anticipated Benefits	4	Supprimé : 3
6. Potential Cost Effectiveness	5	Supprimé : 3
<b>B. Text of Regulations</b>	<b>6</b>	<b>Supprimé : 3</b>
1. Scope and Purpose	6	Supprimé : 3
2. Application	6	Supprimé : 3
3. Definitions	6	Supprimé : 3
4. General Requirements	8	Supprimé : 3
4.1 Prohibition of Defeat Strategies	8	Supprimé : 3
4.2 Off-cycle Emissions Requirement	8	Supprimé : 3
5. Performance Requirements	8	Supprimé : 3
5.1 Emission Control Strategy	8	Supprimé : 3
5.2 WNTE Limits for Gaseous and Particulate Exhaust Emissions	9	Supprimé : 3
6. Applicable Ambient Conditions	10	Supprimé : 3
7. OCE Methodology	11	Supprimé : 3
7.1 WNTE control area	11	Supprimé : 3
7.2 Minimum WNTE event duration	14	Supprimé : 3
7.3 WNTE Limited Testing Region Descriptions and Demonstrations	15	Supprimé : 3
7.4 WNTE random laboratory test	15	Supprimé : 3
7.5 Measuring smoke emissions within the WNTE control area	15	Supprimé : 3
7.6 Rounding	16	Supprimé : 3
8. Deficiencies	16	Supprimé : 3
8.1 General	16	Supprimé : 3
8.2 Evaluation criteria	16	Supprimé : 3
8.3 Number of deficiencies	17	Supprimé : 3
8.4 Deficiency Descriptions	17	Supprimé : 3
9. Exemptions	17	Supprimé : 3
10. Documentation for Application for Compliance (or Annex)	18	Supprimé : 3
10.1 Statement of OCE compliance	18	Supprimé : 3
10.2 Basis for OCE compliance statement	19	Supprimé : 3
10.3 Optional Type Approval/Certification WNTE Data Submission Requirements	19	Supprimé : 3
10.4 Documentation requirements related to the Emission Control System	19	Supprimé : 3
		Supprimé : 3
		Supprimé : 3
		Supprimé : 3
		Supprimé : 3
		Supprimé : 3
		Supprimé : 3
		Supprimé : 3
		Supprimé : 3
		Supprimé : 3
		Supprimé : 3
		Supprimé : 3
		Supprimé : 3
		Supprimé : 3
		Supprimé : 3
		Supprimé : 3

## A. Statement of Technical Rationale and Justification

### 1. Introduction

The objective of this Global Technical Regulation (“gtr”) is to establish a harmonized regulation which ensures that emissions from heavy-duty engines and vehicles are appropriately controlled over a broad range of engine and ambient operating conditions encountered during normal in-use vehicle operation. Traditionally, vehicle emissions have been regulated by the use of standardised laboratory-based test cycles. Emissions which occur under conditions not well represented by the laboratory-based test cycles are called off-cycle emissions.

Supprimé : off-cycle

The gtr is designed to be applicable to engines certified or type approved under the test procedures of the World-Harmonized Heavy-duty Certification (WHDC) gtr. The gtr intends to requires the control of emissions during engine and ambient operating conditions that are broader than those covered in emissions testing using during the two components of the WHDC, the World-Harmonized Transient Cycle and the World-Harmonized Steady-state Cycle.

This Off-cycle Emissions (OCE) gtr includes two components. First, it contains provisions that prohibit the use of defeat strategies. Second, it introduces a methodology for limiting off-cycle emissions. This OCE gtr adopts the World-Harmonized Not-to-Exceed requirements(WNTE) methodology. The WNTE includes harmonized off-cycle emissions factors applicable under a broad range of engine and ambient operating conditions. In the future, other methodologies for limiting off-cycle emissions may be introduced.

Supprimé : To that purpose,

Supprimé : t

Supprimé : also

Supprimé : new

Supprimé : which cover

Supprimé : ,

Supprimé : the World-Harmonized Not-to-Exceed requirements (“WNTE”)

Supprimé : The gtr requires the control of emissions during engine and ambient operating conditions that are broader than those covered in emissions testing during the two components of the WHDC, the World-Harmonized Transient Cycle and the World-Harmonized Steady-state Cycle.¶

It is important to note that the WHDC gtr is being implemented as a global test procedure without emission limits as a first step towards the world harmonization of cycle-based emission certification requirements for heavy-duty engines. During this first stage, regional authorities are expected to introduce the WHDC test procedures into their individual regulatory programs. However, it is anticipated there will continue to be a range of WHDC-based emission limits in effect in the various regions until such time that world-wide emission limits are adopted as part of the WHDC gtr. This being the case, the WNTE-based emission limits defined in this gtr relate directly to the emission limits to which a specific engine has been certified based on the WHDC test procedures. This structure enables regional authorities to implement a common approach to establishing WNTE-based emission limits, even in the period where global WHDC emission limits are not set out in the WHDC gtr. The eventual adoption of global WHDC-based emission limits will enable world harmonized WNTE emission limits to be set.

**Editorial Comment: Group needs to capture the following idea, subject to further discussion:**

Supprimé : effectively result in

***WNTE does not cover all operating conditions, therefore contracting parties may decide to introduce additional procedures for the control of off-cycle emissions. These could be subject to a future gtr, possibly an amendment to this gtr.***

### 2. Background on Off-cycle Emissions

The basic regulatory approach historically utilized by a number of countries to reduce exhaust emissions from heavy-duty engines was to use a combination of an emissions certification test cycle with an emissions limit (or standard) and a prohibition against the use of defeat strategies.

The test cycle for heavy-duty engines, while different among various countries, had a number of common characteristics. The test cycle was based on an engine test, performed in a laboratory, under a limited range of ambient conditions, and the test cycle contained a pre-defined set of speed and load points always run in the same order. The prohibition against the use of defeat

strategies generally required that the engine could not operate differently in-use in a manner which reduced the effectiveness of the engine's emission control system.

Heavy-duty vehicles are driven over a wide variety of operating conditions (e.g. starts, stops, accelerations, decelerations, steady cruises) and under varying ambient conditions (e.g. temperature, humidity and barometric pressure). The establishment of the WHDC gtr will result in a laboratory based test cycle which reflects world-wide on-road heavy-duty engine operation. However, as with any standardized test cycle, the wide variety of real world driving conditions cannot be fully incorporated within the WHDC.

Heavy-duty engines have progressed over the past decade to include very sophisticated electronic and mechanical systems. These systems are capable of controlling the performance of heavy-duty engines over a wide variety of driving conditions. A central aspect of this sophisticated engineering is the capability to continuously monitor a wide range of operating parameters, including engine rotational speed, vehicle ground speed, and intake manifold pressure and temperature, and to modify the performance of the engine and its emission control systems in real-time in response to the monitored data.

Defeat strategy provisions have not generally provided a quantified numerical emissions limit and associated test procedure for conditions not encountered on the regulatory test cycles. This has often resulted in the need for case-by-case decision making during the certification and type-approval process regarding whether a particular element of design constitutes a defeat strategy. These design-based reviews have become increasingly difficult as the engines and the emission control technologies have grown more complex.

The approach contained in this OCE gtr may reduce the reliance on case-by-case design reviews by additionally requiring compliance to be demonstrated using a methodology for limiting off-cycle emissions. The methodology in this gtr supplements the prohibition against defeat strategies and can allow for a more efficient and objective performance-based means for evaluating off-cycle emissions behavior. The WNTe provisions accomplish this by defining a limited range of engine operating conditions and a wide range of ambient operating conditions which are subject to an emission limit.

When considered as a whole, the WHDC gtr and this OCE gtr promote global harmonization of regulations that reduce air pollution from heavy-duty vehicles and engines.

### 3. Procedural Background and Development of GTR

This gtr was developed by the GRPE informal working group on Off-cycle Emissions (the OCE Informal group). A full report of the work of the OCE Informal group, its deliberations and conclusions is provided in the group's Technical Report, TRANS/WP.29/GRPE/xxxx.

The work to develop this gtr began with the establishment of the OCE Informal group. The OCE Informal group had its first meeting in December 2001.

As required by the 1998 Global Agreement, a formal proposal for the establishment of a gtr was proposed to the Executive Committee for the 1998 Agreement (AC3) by the United States. At its session on 13th March 2005, the proposal from the United States was approved as a gtr project by AC.3 (TRANS/WP.29/AC.3/13).

The following is a summary of the key issues that were discussed and resolved during the development of this gtr by the OCE working group. Additional discussion of these issues can be found in the Technical Report.

WNTe Control Area

Ambient Operating Conditions (e.g. Temperature, Humidity, Altitude)

Definition of Defeat Strategy and related items

Supprimé : Emissions which occur under conditions not well represented by the laboratory-based test cycle are typically called off-cycle emissions.¶

Supprimé : ,

Supprimé : including

Supprimé : ,

Supprimé :

Supprimé : ,

Supprimé : but

Supprimé : are

Supprimé : become

Supprimé : The

Supprimé : d

Supprimé : do

Supprimé : with

Supprimé : the

Supprimé : WNTe provisions

Supprimé : WNTe

Supprimé : substantially increasing

Supprimé : the

Supprimé : , thereby reducing the scope of emissions considered to be off-cycle

Supprimé : Engine

One of the key issues discussed during the development of the OCE gtr was the scope of the gtr with respect to in-use, on-vehicle emissions testing. After considerable debate by the OCE working group, it was decided the OCE gtr would not include specifications for in-use, on-vehicle emission measurement. However, the OCE gtr was developed with the specific intent of enabling the use of an OCE methodology with data collected during in-use, on the road operation of the engine. Therefore, it may be appropriate in the future to consider the development of a gtr which would include harmonized test procedures for in-use on vehicle emissions measurement.

Supprimé : equipment

Supprimé : to enable the testing of compliance with the WNTÉ

As the GTR developed, additional requirements were included in order to explicitly enable the OCE methodology to be used as a laboratory based test procedure.

**EC comment: Insert paragraph on alternative OCE methodologies**

**Editorial comment: need to revisit this paragraph after decision on Options is made.**

#### 4. Technical and Economic Feasibility

The OCE gtr has been developed with the input and expertise from a large number of stakeholders, including regulatory authorities, type approval authorities, engine and vehicle manufacturers, and independent technical consultants. The gtr has built upon the experience of many organizations and individuals with expertise in addressing off-cycle emissions.

The gtr has been designed to improve the control of off-cycle emissions, and the WNTÉ requirements specified in the gtr are based, in-part, on the approaches which exist in some Contracting Parties' existing legislation.

The WNTÉ requirements in this gtr are a function of the laboratory-based test cycle limits, specifically emission limits associated with the WHDC gtr's transient test cycle (the WHTC). However, the WHDC gtr does not currently contain any limit values. For this reason, no formal analysis of the technical and economic feasibility of the WNTÉ limits in this OCE gtr has been undertaken. It is recommended that Contracting Parties consider the technical and economic feasibility of the OCE gtr when they adopt this regulation into their national requirements.

Supprimé : As such

#### 5. Anticipated Benefits

This gtr is expected to result in a number of benefits, including: improved emissions control, more efficient certification or type approval methods, and reduced costs for engine and vehicle manufacturers.

Supprimé : ;

The addition of harmonized defeat strategy provisions and OCE requirements to the certification testing regime (e.g. the WHDC test cycles) will more adequately ensure that an appropriate control of emissions is achieved in-use, under a wide range of operating conditions. As a result, it can be expected that the adoption of this gtr by Contracting Parties will result in an improved level of emissions control.

Supprimé : WNTÉ

The gtr may reduce the need for time consuming case-by-case design reviews and provide a more efficient and objective performance-based means for evaluating off-cycle emissions.

Finally, heavy-duty engines and vehicles are often produced for the world market. It is economically more efficient for manufacturers to design and produce models which meet emissions objectives specified in a common Global Technical Regulation rather than developing products to meet a wide array of different and potentially conflicting regulatory requirements in individual countries and regions. This in turn may allow manufacturers to develop new models more effectively at a lower cost.

## **6. Potential Cost Effectiveness**

A formal cost-effectiveness analysis of the OCE gtr has not been performed for the reasons discussed in Section A 4.

However, it is fully expected that this information will be developed, generally, in response to the adoption of this regulation in national requirements and also at the time the WHDC gtr develops harmonized limit values, and the future corresponding amendments to this gtr. For example, each Contracting Party adopting this gtr into its national law will be expected to determine the appropriate level of stringency associated with using these new test procedures, with these new values being at least as stringent as comparable existing requirements. Also, experience will be gained by the heavy-duty engine industry as to any costs and cost savings associated with using this test procedure. The cost and emissions performance data could be analyzed as part of a possible future amendment to this gtr to determine the cost effectiveness of the test procedures along with the application of any future harmonized WHDC limit values. While no formal cost-effectiveness has been done, the belief of the GRPE experts is that there are clear benefits associated with this gtr, as discussed in Section A 5.

|

## B. Text of Regulations

### 1. Scope and Purpose

This regulation establishes performance-based off-cycle emission requirements and a prohibition on defeat strategies for heavy-duty engines and vehicles so as to achieve effective control of emissions under a broad range of engine and ambient operating conditions encountered during normal in-use vehicle operation.<sup>1</sup>

**Supprimé :** require

### 2. Application

This regulation applies to the emission of gaseous and particulate pollutants from internal combustion engines, used for propelling motor vehicles of categories 1-2 and 2, having a design speed exceeding 25 km/h and having a maximum mass exceeding 3.5 tonnes.

**Supprimé :** compression-ignition engines, and positive-ignition

**Supprimé :** fuelled with natural gas (NG) or liquefied petroleum gas (LPG)

### 3. Definitions

**EC Comment: Insert definitions of :**

- Off Cycle Emissions'
- Definition of ISO method to establish maximum torque, maximum power and maximum engine speed or make cross reference to WHDC?

**EC still to review all definitions**

#### Auxiliary Emission Control Strategy ("AECS")

means an emission control strategy that becomes active and replaces or modifies the base emission control strategy for a specific purpose or purposes and in response to a specific set of ambient and/or operating conditions.

**Editorial comment: take examples (e.g. vehicle speed, engine speed, gear used, intake temperature, or intake pressure) from US EPA definition and include them in either A.3 or in the Technical Report**

#### Base Emission Control Strategy ("BECS")

means an emission control strategy that is active throughout the speed and load operating range of the engine unless an AECS is activated.

**Editorial comment: take examples from EC directive definition and include them in either A.3 or in the Technical Report**

"Category 1 vehicle" means a power driven vehicle with four or more wheels designed and constructed primarily for the carriage of (a) person(s).

"Category 1-2 vehicle" means a category 1 vehicle designed for the carriage of more than eight passengers, whether seated or standing, in addition to the driver.

"Category 2 vehicle" means a power driven vehicle with four or more wheels designed and constructed primarily for the carriage of goods. This category shall also include:

- tractive units
- chassis designed specifically to be equipped with special equipment.

<sup>1</sup> While the Application section of this GTR (Section B.2.) refers specifically to engines, the GTR also often discusses vehicles. The reason for including vehicles in the GTR is that many Contracting Parties allow the certification or type-approval of a heavy-duty vehicle, not just an engine. This GTR at a minimum applies to engines, but at the discretion of the Contracting Party it could apply to vehicles as well, when adopted into their country or regional regulations.

**Editorial comment: List category definitions, but add footnote referencing Special Resolution 1. (look at OBD gtr language)**

### Defeat Strategy

Means either

(a) an AECS that reduces the effectiveness of the emission control relative to the BECS under conditions that may reasonably be expected to be encountered in normal vehicle operation and use, unless:

✓ the AECS is activated for the purposes of protecting the engine and/or vehicle from damage or accident; or  
- the AECS is only activated during engine starting or warm up; or

or

(b) a BECS or an AECS that discriminates between operation on an applicable type approval or certification test and other operations and provides a lesser level of emission control under conditions not substantially included in the applicable type approval or certification tests.

**Supprimé** : - the operation of the AECS is substantially included in the applicable type approval or certification tests, including the WNTE requirements; or¶

**Supprimé** : - the AECS is used to trade-off the control of one type of regulated emissions in order to maintain control of another type of regulated emissions under specific ambient or operating conditions not substantially included in the type approval or certification tests. The overall affect of such an AECS is to compensate for the effects of extreme ambient conditions in a manner that provides acceptable control of all regulated emissions ¶

### Element of Design

Means

- (a) any control system, including: computer software; electronic control systems; and computer logic;
- (b) any control system calibration;
- (c) the results of the interaction of systems; or
- (d) any hardware.

**Editorial comment: group should consider combining the element of design definition into the emission control strategy definition and eliminating element of design.**

**Group to consider including the defeat strategy definition diagram in the gtr as an Annex.**

### Emission Control Strategy

means an element or set of elements of design that is incorporated into the overall design of an engine system or vehicle and used in controlling emissions.

### Emission Control System

Means hardware and software on a vehicle which has been developed or calibrated for the purpose of controlling emissions (e.g. particulate filter, charge air cooler, EGR cooler)

### Engine Family

means a manufacturer's grouping of engines which, through their design as defined in paragraph 5.2 of gtr No. 4 (the WHDC gtr) have similar emission characteristics; all members of the family must comply with the applicable emission limit values

### Engine Starting

**Editorial Comment: refer to California OBD regulation for potential language**

### Engine System

means the engine, the emission control strategies and any other powertrain or vehicle control unit;

Editorial comment: OICA is going to consider changes to the Engine System definition to make it consistent with the WHDC and OBD gtrs and any related changes to other definitions

#### Engine Warm-up

Editorial Comment: refer to California OBD/EU Directive/OBD gtr for potential language.

#### Periodic Regeneration

means the regeneration process of an exhaust aftertreatment system that occurs periodically in typically less than 100 hours of normal engine operation.

#### Steady State Engine Operation

Editorial comment: definition needed (referring to smoke requirements)

#### Transient Engine Operation [referring to smoke requirements]

means a period of operation during which engine speed and/or load are changing relatively quickly.

### 4. General Requirements

Engine systems and vehicles shall comply with the provisions of this gtr.

#### 4.1 Prohibition of Defeat Strategies

Engine systems and vehicles shall not be equipped with a defeat strategy.

#### 4.2 Off-cycle Emissions Requirement

Engine systems and vehicles shall comply with the emission limit values described in Section 5 when measured in accordance with the requirements of this gtr.

Supprimé : be designed, constructed and assembled so as to

Supprimé : including when installed in the vehicle

Supprimé : WNTE

Supprimé : .

### 5. Performance Requirements

Editorial Note: The following text from OICA is included so that the Plenary Group can review it for consideration.

Editorial Comment: pending discussion this OICA proposed section 5.1 Emission Control Strategy, we should consider whether we should have a single ambient operating (e.g. Section 6) region section that applies to the WNTE and the Emission Control Strategy

#### 5.1 Emission Control Strategy

5.1.1 Any element of design and emission control strategy (ECS) liable to affect the emission of gaseous and particulate pollutants from engines, shall be so designed, constructed, assembled and installed as to enable the engine, in normal use, to comply with the provisions of this gtr. An ECS consists of a base emission control strategy (BECS) and usually one or more auxiliary emission control strategies (AECS).

#### 5.1.2. Requirements for base emission control strategy

The base emission control strategy (BECS) shall be so designed as to enable the engine, in normal use, to comply with the provisions of this gtr. Normal use is not restricted to the conditions of use as specified in section 5.1.3.4.

Supprimé : Editorial comment: Chair requested that contracting parties, who have a type approval process and who requested additional clarity for the implementation of this gtr provide comment on how the prohibition on defeat strategies could be implemented by a type approval authority. ¶

Supprimé : diesel

Supprimé : and the emission of gaseous pollutants from gas engines

Supprimé : the

Supprimé : 5.1.2.1.



### 5.1.3. Requirements for auxiliary emission control strategy

5.1.3.1. An auxiliary emission control strategy (AECS) may be applied to an engine or to a vehicle under the following conditions:

- The AECS operates only outside the conditions of use specified in section 5.1.3.4 for the purposes defined in paragraph 5.1.3.5; or,
- The AECS is activated only temporarily within the conditions of use specified in section 5.1.3.4 for the purposes defined in section 5.1.3.5 and not longer than is needed for these purposes.

Supprimé : installed  
Supprimé : on  
Supprimé : provided that the AECS

5.1.3.2. An auxiliary emission control strategy (AECS) that operates within the conditions of use specified in section 5.1.3.4 and that results in the use of a different or modified emission control strategy (ECS) to that normally employed during the applicable emission test cycles will be permitted under the following circumstance. If, in complying with the requirements of section 5.1.4, it is fully demonstrated that the AECS does not permanently reduce the effectiveness of the emission control system. In all other cases, such a strategy shall be considered to be a defeat strategy.

Supprimé : which  
Supprimé : i  
Supprimé : measure

5.1.3.3. An auxiliary emission control strategy (AECS) that operates outside the conditions of use specified in section 5.1.3.4 will be permitted if the manufacturer fully demonstrates that the AECS is the minimum strategy necessary for the purposes of section 5.1.3.5 with respect to environmental protection and other technical aspects. In all other cases, such a strategy shall be considered to be a defeat strategy.

Supprimé : measure  
Supprimé :  
Supprimé : r  
Supprimé : installed

5.1.3.4. As provided for in section 5.1.3.1, the following conditions of use apply under steady state and transient engine operations:

- an altitude not exceeding 1600 metres (or equivalent atmospheric pressure of 83.5 kPa), and,
- an ambient temperature within the range 275 K to 308 K (2°C to 35°C) and,
- engine coolant temperature within the range 343 K to 373 K (70°C to 100°C).

Supprimé : on  
Supprimé : <#>the operation of the AECS is substantially included in the applicable test cycle, or,¶

#### EC Comment: This definition should be aligned with Section 6

5.1.3.5. An auxiliary emission control strategy (AECS) may be applied to an engine, or to a vehicle, provided that:

- the AECS is activated only by automatically generated on-board signals for the purpose of protecting the engine system (including air-handling device protection) and/or vehicle from damage, or
- the AECS is activated for purposes such as operational safety, permanent emission default modes and limp-home strategies, or
- the AECS is activated for such purposes as excessive emissions prevention, cold start or warming-up.

Supprimé : , or¶  
the AECS is used to trade-off the control of one regulated pollutant under specific ambient or operating conditions in order to maintain control of all other regulated pollutants within the emission limit values that are appropriate for the engine in question. The overall effects of such an AECS is to compensate for naturally occurring phenomena and do so in a manner that provides acceptable control of all emission constituents.

### 5.2 WNTÉ Limits for Gaseous and Particulate Exhaust Emissions

Exhaust emissions from an engine system shall not exceed the applicable WNTÉ emission limits when the engine is operated under the specified engine speed and load points defined by the WNTÉ Control Area. These emission limits apply to engine and vehicle use under the ambient conditions specified in section 6.0. The emissions are determined in accordance with the procedures specified in section 7.0.

Supprimé : 5.2.1  
Supprimé : which can reasonably be expected to be encountered in normal operation. The applicable

The applicable WNTÉ emission limits shall be determined using the following formula:

Supprimé : are  
Supprimé : measurement  
Supprimé : 5.2.2 For the purposes of section 5.2.1,  
Supprimé : t  
Supprimé : expressed in g/kWh for an engine

**Editorial Comment: will insert the most recent proposal from OICA for consideration by group, including a new example table.**

WNTE Emission Limit = WHTC Emission Limit + WNTE Factor

where

“WHTC Emission Limit” is the emission limit to which the engine is certified using the WHTC test procedures expressed in g/kWh; and

“WNTE Factor” is determined by reference to Table 1 and is based on the engine’s WHTC Emission Limit

Supprimé : pursuant to

**Editorial comment: some consideration has to be given to rounding practices and significant figures**

**6. Applicable Ambient Conditions**

**Editorial comment: EMA and OICA would like the current altitude value to be expressed in an equivalent barometric pressure value and will look at data and bring forward a proposal to the group for consideration.**

Supprimé : The WNTE emission limits apply within the ambient operating region specified in this Section. ¶

The WNTE emission limits apply at all altitudes less than or equal to 1700 metres above sea level, for temperatures less than or equal to the temperature determined by the following equation at the specified altitude:

Supprimé : r

Supprimé : -

$$T = -0.00464 \times A + 38$$

Where:

T = ambient air temperature in degrees Celsius

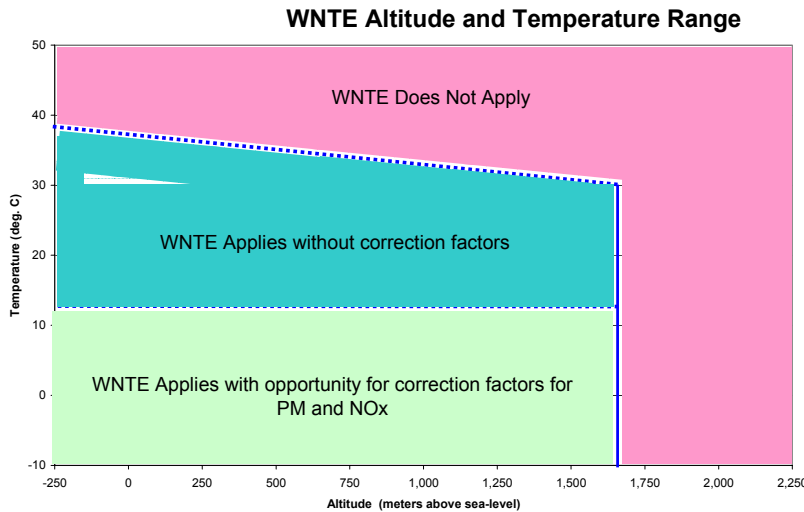
A = altitude in metres above sea level (A is negative for altitudes below sea level).

Supprimé : r

Supprimé : -

Supprimé : -

**Figure 1 : Illustration of Ambient Altitude and Temperature Conditions**



**EC Comment: Is chart necessary? – if so needs to be updated so that no correction factors included**

## 7. OCE Methodology

Supprimé : WNTE Test Procedures

This section contains methodology for establishing off cycle emission values. The WNTE approach is described below.

### 7.1 WNTE control area

The WNTE control area consists of the engine speed and load points defined in Sections 7.1.1 through 7.1.6. Figure 1 is an example illustration of the WNTE control area.

Supprimé : C

Supprimé : A

~~Editorial comment: It should be noted that any engine with a unique torque curve will have a specific WNTE control area.~~

**7.1.1 Engine speed range.** The WNTE control area shall include all operating speeds greater than or equal to the 30<sup>th</sup> percentile cumulative speed distribution over the WHTC test cycle (including idle). Figure x is an example of the WNTE speed range for a specific engine.

Supprimé : representative

Supprimé : n

Supprimé : example

~~Editorial comment: plenary group should discuss if there should be an upper limit~~

~~Editorial Comment: OICA will make a proposal to allow flexibility to apply the 30<sup>th</sup> percentile speed from the parent engine within a family to other engine family members under certain conditions.~~

**7.1.2 Engine load range.** All engine load points with a torque value greater than or equal to 30% of the maximum torque value produced by the engine shall be included in the WNTE control area. It should be noted that any engine with a unique torque curve will have a specific WNTE control area.

Supprimé : or more

~~**7.1.3 Engine power range.** Notwithstanding the provisions of Sections 7.1.1 and 7.1.2, speed and load points below 30% of the maximum power value produced by the engine shall be excluded from the WNTE Control Area.~~

Supprimé : for all emissions

~~**EC Comment: EC interested in removing all carve outs so as to simplify the control area and include more engine operating conditions.**~~

**7.1.4 Additional WNTE Area Requirements for Vehicles Using Continuously Variable Transmission (CVT).** All operating speed and load points with brake specific fuel consumption (BSFC) values within 5% of the minimum BSFC value of the engine are included in the WNTE control area when the engine is used in a vehicle with a continuously variable transmission. BSFC must be calculated under the general test cell conditions specified in [the WHDC gr]. ~~[Editorial comment: include language to describe applicable test.~~

~~Editorial Comment: Will insert WNTE control area speed and load diagram for engines with PM below "x g/kW-hr" in this location~~

~~**EC Comment: Do not understand the need for this section. Only applicable to in-use testing and not bench tests. Suggest that this could be deleted.**~~

~~**7.1.5 Particulate matter engine speed and load carve out.** For engines certified to a WHTC PM emission limit greater than 0.07 g/kW-hr ~~[Editorial Comment: OICA has suggested 0.05g/kW-hr]~~, speed and load points determined by using the applicable method described below shall be excluded from the WNTE Control Area for the purposes of compliance with the WNTE PM emission limits.~~

~~7.1.5.1 C speed below 2400 rpm (see Figure 1). Exclude engine speed and load points to the right of or below the line formed by connecting the two points defined by 7.1.5.1.1 and 7.1.3.1.2:~~

~~7.1.5.1.1 30% of maximum torque or 30% of maximum power, whichever is greater, at the B speed; and~~

~~7.1.5.1.2 70% of maximum power at 100% speed ( $n_{hi}$ )~~

~~7.1.5.2 C speed is above 2400 rpm (see figure 2). Exclude engine speed and load points to the right of the line formed by connecting following the two points in Section 7.1.5.2.1 and 7.1.3.2.2 and below the line formed by connecting the two points in Section 7.1.5.2.2 and 7.1.5.2.3:~~

~~7.1.5.2.1 30% of maximum torque or 30% of maximum power, whichever is greater, at the B speed;~~

~~7.1.5.2.2 50% of maximum power at 2400 rpm or B speed, whichever is greater~~  
**Editorial comment: this is a proposal from Japan**

~~7.1.5.2.3 70% of maximum power at 100% speed ( $n_{hi}$ ).~~

~~7.1.5.3 Determining B and C engine speeds. B and C engine speeds shall be determined according to the provisions in *[EPA Sec. 86.1360(c)/reference to participating country's Euro Steady State test regulation cite Preference is to refer to WHDC gtr]*:~~

**Editorial Comment: The method for determining the B and C speeds should be described herein or consider redefining in terms of the WHDC cumulative speed percentiles.**

**EC Comment: We consider that this text is unnecessary for a GTR and should be removed**

**Figure 2: Example Not-To-Exceed Control Area When C Speed < 2,400 rpm**

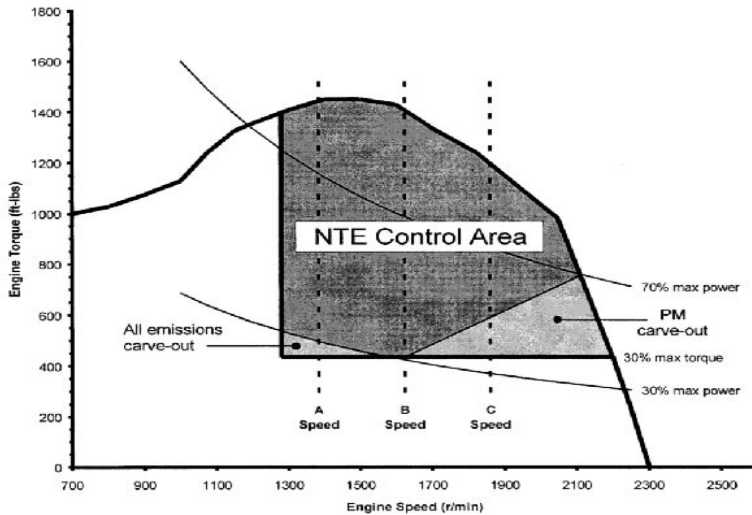
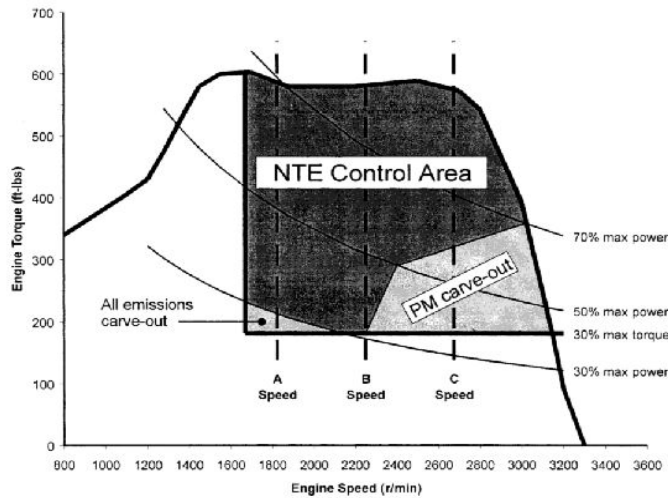


Figure 3: Example Not-To-Exceed Control Area When C Speed > 2,400 rpm



Editorial Comment: Will update diagrams to correspond with final control area established in gtr and will add example figures without PM carve out.

**7.1.6 Compliance exclusion from certain WNTE operating points.**

The manufacturer may request that the Certification or Type Approval Authority excludes operating points from the WNTE control area defined in Section 7.1.1 through 7.1.5 during certification or type approval. The Approval Authority may grant this exclusion if the manufacturer can demonstrate that the engine is not capable of operating at such points when used in any vehicle combination.

Editorial Comment: EMA to review this section with other EMA members to determine if this is a necessary provision. It was generally agreed that most other members of the Editorial Committee were neutral on keeping or deleting this provision.

- Supprimé : may identify particular engine-vehicle combinations and
- Supprimé : petition
- Supprimé : during certification or type approval to
- Supprimé : the specified engine-
- Supprimé : (s)

**7.2 Minimum WNTE event duration.**

Supprimé : minimum sampling period

7.2.1 The minimum WNTE event duration shall be 30 seconds. An event is a sequence of data collected at a frequency of at least 1 Hertz during engine operation within the WNTE control area for the minimum event duration or longer.

The measured emissions data shall be averaged over the duration of each WNTE event. In determining compliance, no WNTE event shall exceed the emissions limits specified in Sections 5.2. and 5.3.

**EC Comment: Last sentence could be moved elsewhere in the document.**

~~When determining compliance with the emissions limits specified Section 5.2 and 5.3, an engine shall operate within the WNTE control area defined in Section 7.1 and its emissions shall be measured and averaged over any period of time greater than or equal to continuous 30 seconds, except where a longer averaging period is required by Section 7.2.2.~~

Supprimé : €

Supprimé : A

**Editorial Comment: Include example. If the engine operates for 35 consecutive seconds within the WNTE conditions this could be construed to be a single WNTE event with one set of average emissions or this could be divided into 5 separate 30 second events each with its own set of average emission values.**

**Editorial comment: EMA and OICA support the single event interpretation**

~~7.2.2 Engines equipped with emission controls that include periodic regeneration events. If a regeneration event occurs during the WNTE test, then the averaging period shall be at least as long as the time between the events multiplied by the number of full regeneration events within the sampling period. The requirement in this Section only applies for engines that send an electronic signal indicating the start of the regeneration event.~~

Supprimé : must

**Editorial Comment: EMA to draft additional language to clarify the regeneration requirements. EPA will also draft additional language to clarify these regeneration requirements.**

**7.2.3 WNTE Limited Testing Region Provision.**

~~Manufacturers may request that the Certification or Type Approval Authority approve a limited testing region in a single defined region of speeds and loads within the WNTE control area. Under this provision, testing would not be allowed with sampling periods in which operation within that region constitutes more than 5.0 percent of the time weighted operation within the sampling period. The 5.0 percent is calculated on a time weighted basis, e.g. no more than 2 seconds out of a 40 second WNTE averaging period could be within the approved limited testing region. Such a defined region must generally be of elliptical or rectangular shape, and must share some portion of its torque/speed boundary with the torque/speed boundary of the WNTE control area. Approval of this limited testing region by the Certification or Type Approval Authority is contingent on the manufacturer satisfactorily demonstrating that operation at the speeds and loads within that region is projected to account for less than 5.0 percent of all in use operation (weighted by vehicle miles traveled or other weightings approved by the Certification or Type Approval Authority) for the in use engines of that configuration (or sufficiently similar engines). At a minimum, this demonstration must include operational data from representative in use vehicles.~~

**Editorial Comment: Most members of group are willing to eliminate this provision, EMA will provide further comments to group**

**Editorial Comment: US EPA AC-24 and Guidance Documents have been circulated to the plenary/editorial groups and if there is language that should be included in the gtr, the**

suggestion should be made by editorial or plenary group members to include this additional information in the gtr

### 7.3 WNTE Limited Testing Region Descriptions and Demonstrations

Supprimé : 5%

~~For each engine model or power rating within an engine family for which a manufacturer is applying for an 5% limited testing region under the provisions of Section 7.2.3, the manufacturer's application for an WNTE limited testing region must include a complete description of the carve-out including but not limited to the range of engine load and speed which define the carve-out region and the methods or analyses used to arrive at the carve out region. Manufacturers shall provide analyses of typical engine operation that reflects known or reasonably anticipated engine use patterns. These analyses shall be based on in use data from testing of representative vehicle/engine configurations, valid engineering calculations corresponding to operational data from in use vehicles, or a combination of the two.~~

Supprimé : and/

Supprimé : horse

Supprimé : outd

Supprimé : outd

### 7.4 WNTE random laboratory test

The following requirements apply only to engine systems and vehicles tested under laboratory conditions. The emissions measurement and calculation procedures are those applicable to the WHDC.

The engine shall be preconditioned at mode 9 of the WHSC for a period of three minutes. Within five minutes of preconditioning, the emissions shall be measured over a sequenced cycle with 20 random points within the WNTE control area. The location of the 20 points and the order in which they are measured shall be selected randomly by the approval authority. The time at each point shall be 2 minutes. All transits between the random points shall be linear, shall take place within 20 seconds and shall remain within the WNTE control area. The emissions, torque and engine speed shall be recorded continuously to enable evaluation. Particulate mass shall be measured over the complete duration of the test within the WNTE control area.

Upon completion of the initial test, the points having the highest emissions for each regulated emission component shall be determined. Tests on the high emissions points shall be repeated under a worst case set of test conditions and preconditioning (e.g. high inlet temperature, high charge air cooler outlet temperature, low exhaust temperature etc.) that are agreed with the approval authority. The contracting party may decide either to require a sequenced cycle covering all of the high emission points or separate tests on individual points. The minimum time at each point shall be 30 seconds and the maximum time at each point shall be 2 minutes. With a sequenced test, transits between the high emission points do not need to remain within the WNTE control area.

**Editorial Comment: Editorial Committee has decided not to continue work on 7.5 until decisions have been made by the plenary group on the form of the smoke requirement in 5.3 considering recent comments from OICA.**

Supprimé : 4

**Editorial Comment: Decision has to be made if the transient smoke requirement will be eliminated from gtr: if not eliminated, smoke standard may need to be limited to a lab based requirement only due to concerns about availability of in-use transient smoke measurement equipment; if not eliminated, should the requirement only apply to engines with a PM limit greater than "x"**

### 7.5 Measuring smoke emissions within the WNTE control area.

Supprimé : 4

This section contains the measurement techniques to be used for determining compliance with the filter smoke limit or opacity limits in Section 5.3.

7.4.1 For smoke testing during steady-state or transient engine operation using full-flow opacimeters. 10.7.1.1 Equipment meeting the requirements of *subpart I of this part or ISO/DIS-11614 "Reciprocating internal combustion compression-ignition engines-- Apparatus for measurement of the opacity and for determination of the light absorption coefficient of exhaust gas"* is required. This document is incorporated by reference (see Sec. 86.1 /reference to participating country's applicable test regulation cite).

**Editorial Comment: members should confer with own laboratory personnel to confirm that 7.4.1 remains appropriate for inclusion in the gtr**

7.4.1.1 Zero and full-scale (100 percent opacity) span shall be adjusted prior to testing.

7.4.1.2 Post test zero and full scale span checks shall be performed. For valid tests, zero and span drift between the pre-test and post-test checks shall be less than two percent of full-scale.

7.4.1.3 Opacimeter calibration and linearity checks shall be performed using smoke equipment manufacturer's recommendations or the engine manufacturer's good engineering practice.

7.4.2 Replicate smoke tests. Replicate tests may be run to improve confidence in a single test or stabilization. If replicate tests are run, three additional tests which confirm to this section shall be run, and the final reported test results must be the average of all the valid tests.

## 7.6 Rounding.

Supprimé : 5

Each final test result shall be rounded in one step to the number of places to the right of the decimal point indicated by the applicable emission standard plus one additional significant figure, in accordance with ASTM E 29-04. No rounding of intermediate values leading to the final brake specific emission result is permitted.

Supprimé : The

## 8. Deficiencies

Supprimé : WNTE d

**EC Comment: This section is a specific regional certification/type approval procedure requirement. Requirements should be left to contracting parties to define in their own legislation and not included in the gtr. If text on deficiencies is to be included it should follow the form of Section 9 on Exemptions. Some of these principles are generic to all gtrs and possibly should be considered for general application to all of them and not repeated in individual gtrs.**

### 8.1 General.

~~A WNTE deficiency allows an engine or vehicle to be certified as compliant with this gtr even though specific requirements, limited in scope, are not fully met. The provisions allow a manufacturer to apply for relief from the WNTE emission requirements under limited conditions, such as extreme ambient temperatures and/or severe operation where vehicles do not accumulate significant mileage.~~

~~For the first three years after an emission limit is implemented which results in a more stringent WNTE emission limit, a manufacturer may request from the Certification or Type Approval Authority a WNTE deficiency at the time of certification. The Certification or Type Approval Authority has the discretion to decide the duration of the WNTE deficiency, provided that the deficiency does not extend beyond the three year period.~~

Supprimé :

### 8.2 Evaluation criteria.

~~Deficiencies will be granted only if compliance would be infeasible or unreasonable.~~



The certification authority shall take into consideration data from the manufacturer that details such factors as but not limited to:

- ~~technical feasibility of the given hardware;~~
- ~~lead time and production cycles including phase in or phase out of engines or vehicle designs; or~~
- ~~programmed upgrades of computers.~~

~~A WNTE deficiency may be granted where unreasonable hardware or software modifications would be necessary to correct the deficiency, and the manufacturer has demonstrated an acceptable level of effort toward compliance as determined by the Certification or Type Approval Authority.~~

**Editorial Comment: Will look the EU 70/220/EEC – ANNEX XI, to see if additional evaluation criteria is available.**

**Editorial Comment: Explicitly state general criteria such as why the deficiency is needed, why the problem can not be solved without a deficiency, how much above the NTE does the deficiency cause emissions to increase, how frequently the deficiency will activate in terms of vehicle miles traveled and/or % of operation etc.**

### **8.3 Number of deficiencies.**

~~The number of deficiencies allowed cannot be greater than three per engine family.~~

**Editorial Comment: Consider having an unlimited number of deficiencies, but a contracting party would have the option to cap the number of deficiencies granted per engine family.**

### **8.4 Deficiency Descriptions.**

~~For each engine family, for which a manufacturer is applying for a WNTE deficiency, the manufacturer's application shall include, as a minimum:~~

- ~~the specific power or torque rating(s) within the family for which the deficiency is being requested;~~
- ~~the specific description of the deficiency;~~
- ~~an explanation of why the deficiency is needed;~~
- ~~the pollutant(s) for which the deficiency is being applied for;~~
- ~~an explanation of the engineering efforts the manufacturer has made to overcome the need for the deficiency;~~
- ~~the specific engine and ambient operating conditions for which the deficiency is being requested (i.e. temperature ranges, humidity ranges, altitude ranges);~~
- ~~the frequency with which the deficiency will be used (i.e. % operation);~~
- ~~if applicable, the specific emission control strategy parameters that are modulated in response to the deficiency and the purpose of that modulation;~~
- ~~if applicable, a full description of the auxiliary emission control strategy which will be used to maintain emissions at the lowest practical level; and~~
- ~~data on the lowest practical emission level.~~
- ~~WNTE Exemptions~~

## **9. Exemptions**

Supprimé : WNTE

An exemption is a set of technical conditions specified by a Contracting Party under which the OCE limits set out in this gtr will not apply. An exemption shall apply to all engine and vehicle manufacturers.

- Supprimé : WNTE
- Supprimé : E
- Supprimé : WNTE
- Supprimé : ould
- Supprimé : WNTE
- Supprimé : WNTE
- Supprimé : A
- Supprimé : WNTE
- Supprimé : WNTE
- Supprimé : WNTE
- Supprimé : WNTE
- Supprimé : WNTE
- Supprimé : the
- Supprimé : WNTE E

A Contracting Party may decide to provide an exemption, in particular with the introduction of more stringent emission limits. For example, an exemption may be necessary if a Contracting Party determines that certain engine or vehicle operations within the WNTE control area cannot achieve the WNTE emission limits. In such a case, the Contracting Party may determine that it is not necessary for engine manufacturers to request a deficiency for such operation, and that the granting of an exemption is appropriate. The Contracting Party can determine both the scope of the exemption with respect to the OCE requirements, as well as the period of time for which the exemption is applicable.

This provision for Contracting Party specified exemptions is considered to be a transitional measure during the period of time when emission limits are not harmonized. With harmonized emission limits any exemptions shall be specified in the gtr or eliminated, furthermore, the exemptions specified by a Contracting Party in its regional legislation should come to an end.

**Editorial Comment: compare this language to WHDC and OBD gtrs regarding future amendments to gtrs and the establishment of global emission limits.**

### 10. Documentation for Application for Compliance (or Annex)

**EC Comment: Recommendations on documentation requirements should be included as examples in an Annex. Reference to Annex would be needed in the main text. Perhaps general text of 10.1 should provide the basis of the main requirements with other sections being Annexed.**

#### 10.1 Statement of OCE compliance.

In the application for certification, the manufacturer shall provide a statement that the engine and vehicle complies with the applicable OCE emission limits, when operating under all conditions which may reasonably be encountered in normal vehicle operation and use. For contracting parties that operate a type approval system for vehicles and/or engines, this compliance statement is only a part of the authorization procedure. In addition to this statement, compliance with the OCE emission limits shall be verified through additional tests and certification procedures defined by the contracting parties.

- Supprimé : WNTE
- Supprimé : T
- Supprimé : in the application for certification
- Supprimé : WNTE
- Supprimé : in Section 5
- Supprimé : , and which are subject to the requirements of the WNTE regulation
- Supprimé : the beginning
- Supprimé : WNTE
- Supprimé :
- Supprimé : WNTE

##### 10.1.1 Example statement of compliance.

~~The manufacturer shall provide a statement which affirms that the engines and the engines control strategies within this engine family complies with the applicable OCE emission limits when operating under all conditions which may reasonably be encountered in normal vehicle operation and use, and which are subject to the requirements of the WNTE regulation. The manufacturer shall make this statement on the basis of the engines emissions performance over a wide range of operating and ambient conditions.~~

The following is an example OCE compliance statement:

"(Name of manufacturer) attests that the engines within this engine family comply with the applicable OCE emission limits when operating under all conditions which may reasonably be encountered in normal vehicle operation and use, and which are subject to the requirements of the applicable OCE regulation. (Name of manufacturer) makes this statement in good faith, after having performed an appropriate engineering evaluation of the emissions performance of the engines within the engine family over the applicable range of operating and ambient conditions."

- Supprimé : WNTE
- Supprimé : WNTE

**Editorial Comment: status of compliance statement for the type approval process to be considered further**

**10.2 Basis for OCE compliance statement.**

Supprimé : WNTE

**EC Comment: This relates to regional certification/approval procedures, it is not clear that this is necessary in a gtr. Either delete or move to an Annex to provide examples.**

The manufacturer shall maintain records at the manufacturer's facility which contain all test data, engineering analyses, and other information which provides the basis for this statement. The manufacturer shall provide such information to the Certification or Type Approval Authority upon request.

Supprimé : also must

Supprimé : , where such information exists

Supprimé : must

[The following draft text regarding the basis for the WNTE statement was drafted by The Netherlands for consideration by the OCE Plenary Group]

The basis for the OCE Compliance Statement shall be determined by the engine or vehicle manufacturer, and shall rely on data, engineering analysis, and other information sufficient for the manufacturer to have the confidence necessary to ensure compliance with the applicable portions of the OCE gtr are met. As an example, the basis for the Compliance Statement could include WHTC data, WHSC data or data from laboratory testing (e.g., an emissions map of similar resolution to the engine's base fuel injection timing map) under the conditions covered by the applicable OCE regulation. Data generated from in-use highway vehicle testing could also be part of this combination, or depending upon the extent of the in-use data, it could be the primary basis for the Compliance Statement.

Supprimé : WNTE

Supprimé : WNTE

Supprimé :

Supprimé : WNTE

~~The contracting party may require a manufacturer to maintain records at the manufacturer's facility which contain all test data, engineering analyses, and other information which provides the basis for this statement, where such information exists. Upon request of the Certification or Type Approval Authority, the manufacturer shall provide such records to the Authority.~~

**10.3 Optional Type Approval/Certification WNTE Data Submission Requirements**

At the option of the contracting party a manufacturer shall submit data generated from the following subsection at the time of certification or type approval.

**EC Comment: This section does not make sense now, has something been deleted?**

**10.4 Documentation requirements related to the Emission Control System**

**Editorial Comment: Include language in here about confidentiality (reference OBD gtr Section 8.1.1 Module B).**

**Editorial Comment: US EPA to review documentary requirements in the US regulations for comparative purposes.**

The manufacturer shall provide a documentation package that describes any element of design and emission control strategy of the engine system and the means by which it controls its output variables, whether that control is direct or indirect.

When a contracting party adopts this gtr into its implementing regulation it is recommended they consider documentation requirements related to AECS, BECS, Emission Control Strategy ... as described below:

(a) the formal documentation package, which shall be supplied to the technical service at the time of submission of the type-approval/certification application, shall include a full description of the emission control strategy. This documentation may be brief, provided that it exhibits evidence

that all outputs permitted by a matrix obtained from the range of control of the individual unit inputs have been identified. This information shall be attached to the documentation required in [CERTIFICATION SECTION];

(b) additional material that shows the parameters that are modified by any auxiliary emission control strategy (AECS) and the boundary conditions under which the AECS operates. The additional material shall include a description of the fuel system control logic, timing strategies and switch points during all modes of operation. The additional material shall also contain a justification for the use of any AECS and include additional material and test data to demonstrate the effect on exhaust emissions of any AECS installed to the engine or on the vehicle. The justification for the use of an AECS may be based on test data and/or sound engineering analysis. This additional material shall be made available to the type-approval authority on request.

~~Editorial Note: the following sections have been drafted by OICA and the plenary group must determine if, how and where they are to be incorporated in text of gtr:~~

~~7.2.1 For the W/NTE mapping, the engine shall be warmed up and then operated at a minimum of 20 steady state test modes throughout the W/NTE control area. A representative set of test modes shall be established by the manufacturer and approved by the type approval authority prior to the start of the test. The engine shall be operated with standard settings of inlet and exhaust restriction and at standard test cell temperature and humidity.~~

~~7.2.2 Upon completion of the W/NTE map at the above test conditions, the 5 modes having the highest emissions shall be determined individually for each emission component, and those modes shall be repeated under a worst case sets of test conditions (e.g. high inlet temperature, high charge air cooler outlet temperature etc.).~~

~~7.5 Calculating W/NTE emissions during steady state operation in a laboratory.~~

~~Editorial Note: Initial suggestion from OICA to calculate W/NTE emissions, taken from WHDC.~~

~~The emissions shall be calculated as follows:~~

~~$Gas_{mass} = (u_{gas} \times c_{gas} \times q_{medf})$  divided by P~~

$$PT_{mass} = \frac{m_f}{m_{sep}} \times \frac{q_{medf}}{1000} \times P$$

~~Editorial Comment: terms used in equations must be defined by OICA~~